

**Indico AV product Bulletin**  
Product Information Letter about  
Indico AV for Law Enforcement



**2008**

## **Product Information Letter**



**Desktop for Investigative video documentation**

[www.indicosys.com](http://www.indicosys.com)





## Video & Audio documentation

### Table of Contents

Indico AV product Bulletin.....	1
1. Introduction.....	3
2. Target Markets & Applications.....	4
3. Product Positioning.....	4
4. USP's.....	5
5. Customer Benefits – Key Assets.....	6
6. Features.....	7
• Flexible Display layout.....	7
7. Ease-of-use.....	8
• Specially Designed GUI.....	8
• GUI Menu.....	8
One-click recording function.....	9
• New Recording.....	10
• Recording.....	11
• Archive.....	11
• Settings.....	12
• Help.....	12
8. Hardware requirements.....	13
9. About Indico Systems.....	13
• Customer references.....	13



## Video & Audio documentation

### 1. Introduction

The Indico AV documentation product is Indico Systems next generation of All-In-One Video & Audio documentation solution for single hand usage. As well as extending the Indico product line up of the documentation series, the Indico AV is the forerunner to expand new business area as the Video & Audio documentation tool in investigative environments.

Indico AV is the perfect tool for digitally documenting verbal and non verbal processes to courts, Investigative Interviews, conferences, seminars, video-conferences etc.. Indico AV has all the functions you need for effective administration and recording of high quality video & audio from multiple sources directly to a laptop, stationary PC or a server. The solution is designed specifically for law enforcement agencies and other investigative customers and is delivered with professional playback software and foot pedals for transcription.

The Indico AV provides an all-in-one documentation package featuring a unique digital software package. The Indico AV includes a check sum verification, microphones and speakers to minimize desktop clutter and simplify set-up. A user-friendly graphic interface provides an immediate intuitive way to work. Moreover the unique software control provides easy-operations.

The build-in documentation possibilities deliver superior video & audio quality with Mp3 & MPEG 2 as standard format. The Indico AV has an Advanced Encryption Standard (AES) and a unique check sum verification and search function. It also provides support for advanced session playback.

With acceleration of the globalize world, lowering budgets documentation need to migrate to new and smarter ways of format to enable faster workflow processing, the Indico AV is not only expected to be utilized as a practical device which provides video & audio documentation but also to offer a new value of video & audio documentation service in the daily work in investigative environments though out the hole world.



## Video & Audio documentation

### **2. Target Markets & Applications**

The Indico AV is the ideal documentation solution for investigative companies and to support secure un-manipulated recordings to later presentation in e.g. court rooms. It is stylish, slick, and smart and it is an absolute “got-to-have” for modern investigative companies for their everyday business documentation. The Indico AV fits also very well in court rooms, Police interview rooms, in small offices, private offices, hospitals, schools and universities to provide a powerful documentation solution for Judges, workers, executives, teachers, students, medical staff for tele-consulting, remote interviewing, and virtual classrooms and so on.

Basically the Indico AV provides the ultimate documentation solution in places where space is limited but quality and style is key.

### **3. Product Positioning**

The Indico AV is the latest addition to the Indico Systems range of integrated visual & audio documentation products, strengthening Indico Systems’ position in the worldwide market. At a more accessible price than other systems, the Indico AV offers simple access into the world of safe and reliable documentation systems. It is a versatile and convenient solution, which is incorporated seamlessly into the individual’s workspace in court rooms.

Indico is designed for users that need secure and non-manipulated audio and video recordings. Indico AV enables recording using a video camera, processing audio and pictures, inserting bookmarks and burning the result to a DVD or CD as simple as possible. Indico AV contains also extra functions such as simple recording editing, attachment function and manipulation control. Indico AV can also be used to process or import recordings which are previously made with camera or external voice recorders. This provides the user with a great deal of freedom and it complements the line-up when it comes to a documentation solution for the police or other investigators desktop.

Considering the very stylish design, small footprint and powerful documentation capacity of the Indico AV, we expect to gain significant ground in the newly opened battlefield of the executive documentation desktop area in Interview rooms.



## Video & Audio documentation

### 4. USP's

#### **All-in-One documentation System:**

- The Indico AV provides an all-in-one documentation package featuring a unique recording of Video & Audio
- Direct storage to hard disk
- Real-time playback
- Audio recordings in Mp3 format
- Video recordings in MPEG2 format
- Copying of sequences/extracts from original recording for separate playback and burning option.
- Navigation and playback through bookmark function.
- Link to extracts to original recording or specific bookmark.
- Option for inserting attachments (all file types)
- Hierarchical display of recording session in the program, also displayed on burnt DVD/CD.
- Remote control of the program using foot pedal
- Status display (external) of recording using LED lights (used if AV-server is located in another room)
- DVD/CD compatibility with industry standard DVD/CD players
- Archive with unique file check sum verification and search function
- The Indico AV furthermore includes Mp3 as a standard format for audio recordings.
- Report with direct links to timestamps in the recordings.
- Manipulation control

#### **Enhances the Workspace:**

- The Indico AV software enables you to work at a PC monitor allowing the user to install the software on his/hers personal laptop or stationary pc.
- Indico delivers a complete tool for administrators for user administration. Administrators can set up different user accounts for logging onto the Indico AV. Accounts can be set up with different rights rights/access levels.
- All Indico Software is using industry standard hardware, making it possible to use their preferred cameras, microphones and computers



## Video & Audio documentation

### Easy-to-Use:

- **Industry first! Natural interaction, you can use the mouse to operate both your microphones, playback and recording options in the Indico AV recording system**
- Recordings can be placed by using either an internal or external hard disk.
- Launching a recording session only requires two click of a mouse.
- The Indico AV supports all digital up to 10 microphones with support for key identification of the microphones, insuring a higher and more secure serve of justice in the court room.
- Support for real-time listening from recording in separate rooms, allowing witnesses to hear from external rooms but also to be questioned from court room if microphones are installed in the separate room.

## 5. Customer Benefits – Key Assets

- Stylish & smart design
- The best value for money on the market today
- Ease-of-use; user friendly and intuitive interface
- Unique operation
- Superb audio quality
- Industry-wide interoperability
- Manipulation control



## Video & Audio documentation

### 6. Features

- **Flexible Display layout**

The Indico AV can be setup in a variety of screen layout to fit any specific need. At any moment, users can decide to change the screen layout by simply contacting Indico Systems. User setup can be changed in Report screen and in front window with specialized logo etc. Indico AV is also delivered in different languages.

- Specialized report function
- Recording in standard formats
- Easy safety copy function
- Extended help function provides guidance dependant on where you are in the program
- Archive function with extended search functionality
- Report with links on the bookmarks within recordings
- Log capabilities to control when recordings starts, pause, stop and have been burnt for safety copy. The log wil be saved together with the recordings.
- Status HTML report burned on the DVD/CD together with recordings. The report consist of report data and the complete log
- Playback/transcription is possible using the build in playback program. Playback/transcription is simply controlled by either mouse or foot pedals.
- User administration
- Manipulation control



## Video & Audio documentation

### 7. Ease-of-use

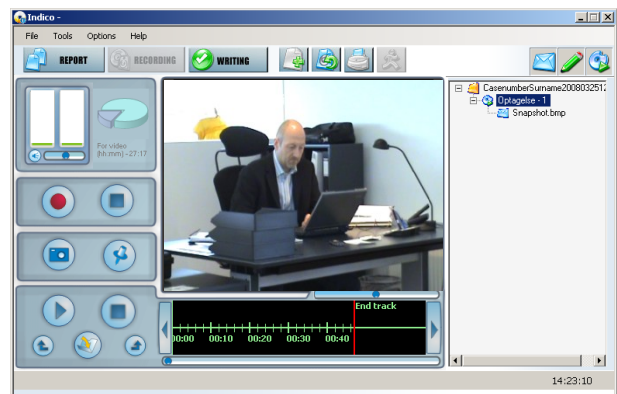
- **Specially Designed GUI**

Since the Indico AV is typically installed on people's desk or server, the human interface is not very different from the conventional Indico Mp3 documentation system. Therefore both the graphical user interface (GUI) and the way to operate the system are redesigned to adapt to this new situation. The GUI is build from the following criteria; Easy to use, non technical usage, no set of settings.

The GUI utilizes transparent cascading menus and provides all necessary information on one screen to place or play back a recording session. All the menu-items are designed as icons. They are intuitive which allow the user to start, pause or play back a recording. The display layout and capture images quickly and easily. Each function is explained with text message by simply placing the mouse cursor on the help function.

An example of the GUI is shown below:

- **GUI Menu**



The Indico AV is controlled by the laptop, stationary PC or Indico servers supplied mouse, which is directly connected to the Indico AV.



## Video & Audio documentation

### One-click recording function

Users can place a recording by using the recording icon. These icons correspond to the camera available or microphone available. Launching a recording documentation session only requires filling out who is present in and then press with one click the recording button.

#### One Click Icons





## Video & Audio documentation

- **New Recording**

By clicking “New Recording the user are directed to the first step, used for later check sum verification, the confirmation page



## Report template

The report template can be modified to match your specific needs. The template information data will be part of the log and html report file.

A screenshot of the Indico - REPORT form. The window title is "Indico -". The menu includes "File", "Tools", "Options", and "Help". There are four tabs: "REPORT", "RECORDING", "WRITING", and a red icon. The form contains the following fields:

Dato / Starttidspunkt *:	25-03-2008 14:34:12	Arbeitssted:	
Tjenestemand *:		Status *:	Vidne
Politidistrikt:		Adresse - Gade/Vej:	
Tjenestested:		Sted / Postnummer:	
Afdeling / Afsnitt:		Land:	
BID:		Telefon (arbejde):	
<input type="checkbox"/> Husk mine indstillinger:		Telefon (Privat):	
		Mobiltelefon:	
Optagelsessted:		Til stede:	
Sagsnummer *:		Notatfelt:	
Før og mellemnavne *:			
Efternavn *:			
Personnummer:		Køn:	
Fødselsdato *:		Mand	
Nationalitet:	DK		

The time "14:34:25" is displayed in the bottom right corner.



## Video & Audio documentation

### • Recording

In the playback form, it is also possible to insert local and manual bookmark, find phrases in typed area and connect it to real position in the recording. It is also possible to switch off sound from each independent channel.

The screenshot shows the Indico recording interface. A central video window displays a man at a desk. To the left is a control panel with buttons for recording, playback, and session selection. To the right is a file browser showing a folder named 'Snapshot.bmp'. Red arrows point from the callout boxes to the corresponding controls in the interface.

- Attach, Import files & data
- Rec, bookmark & data available
- Audio recording level
- Start, pause & stop rec
- Snapshot & Bookmark
- Playback & Session selection

### • Archive

Indico features a searchable archive function supporting all records. It is also possible to search in the report data file.

The screenshot shows the Indico G2 archive interface. It features a table of recordings with columns for Project Name, Creation date, Duration, Disc Written, Done, and Last Modification Date. To the right of the table are several control buttons: DELETE, BROWSE, SEARCH, DEFAULT, LOAD, and BACK.

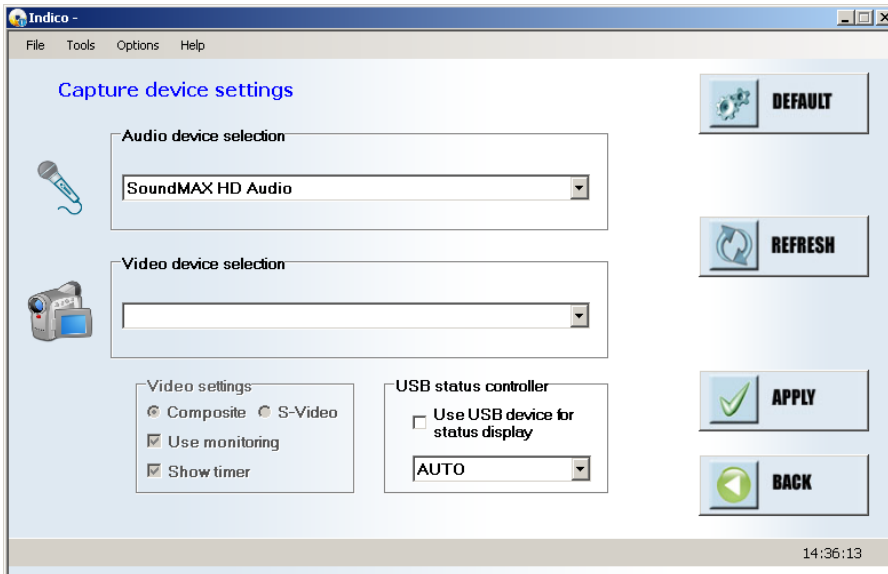
Project Name	Creation date	Duration	Disc Written	Done	Last Modification Date
12345erdal200701...	23.01.2007	00:00:00	not written		30.01.2007 14:00:08
12345Petrov20070...	19.01.2007	00:00:00	not written		24.01.2007 13:32:19
capTestcapTest20...	22.01.2007	00:00:00	not written		22.01.2007 15:22:51
ete200701241217	24.01.2007	00:07:11	not written		24.01.2007 13:27:49
testtest200701191...	19.01.2007	00:00:26	not written		19.01.2007 18:23:32
testtest200701231...	23.01.2007	00:00:00	not written		23.01.2007 16:23:41
testtest200701241...	24.01.2007	00:00:00	not written		24.01.2007 12:33:22
tt200701221434	22.01.2007	00:00:00	not written		13.02.2007 11:50:33



## Video & Audio documentation

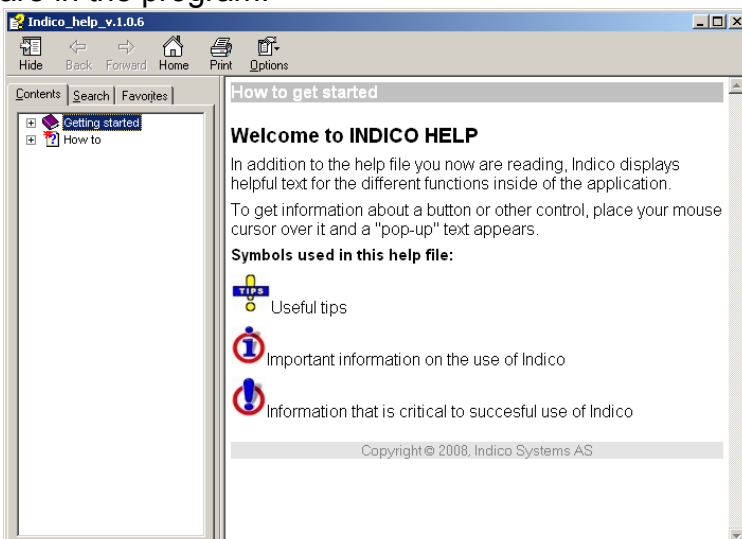
- **Settings**

The only setting a user must know about is where he/she will store the recording. This can also be modified so the user can't make that choice. Otherwise there are no settings needed to be done before or after a recording.



- **Help**

Indico Software contains complete electronic user instructions. The program also contains an interactive help-function, the help provided being dependant on where you are in the program.





## Video & Audio documentation

### 8. Hardware requirements

#### **Indico AV:**

2 GHz Intel Core 2 Duo CPU

1024 MB Ram

Firewirecard (not internal) with extra powersupply or a Videocard with analog input (DirecShow compatible)

CD/DVD-Multi recorder

Recommended recording space minimum 400GB

Recommended seperate disk for OS

Recommended soundcard from Creative

OS- Win XP with SP 2 (from 01.05 Vista all versions except X64)

**NB: Camera requirements (Resolution 784x576)**

### 9. About Indico Systems

#### **Brief History**

- Established in 2000 as a partnership, limited liability from 2002. First full operating year 2004.
- 20 Employees as March 2008
- Offices in Arendal (Norway), Copenhagen (Denmark), and Tallinn, (Estonia).

Indico Systems pioneered the introduction of digital recording of police interviews in Norway and has the last 7 years developed the Indico product series for reliable recording of sound and video and their processing and storage.

The basic solution has been developed in close corporation with Norwegian police, securing a tailor made product at all times.

#### • **Customer references**

KRIPOS (Norwegian National Bureau of Crime Investigation) Norway

The Norwegian Police University College

Norwegian Police Security Service Headquarters

All Norwegian police districts

The Danish Police Commissioner's Criminal Investigations Department

Department of Justice, Poland

Accident Investigation Board, Norway

Oslo City Court

Norwegian Armed Forces

HF Sør, Child and Youth Psychiatric Clinic

Barnas hus, nationwide, Norway

Iceland National Police

[www.indicosys.com](http://www.indicosys.com)

